



MedHub Mobile App for Students

1. Download the MedHub Mobile App for your Apple or Android Device.
2. Open your App and choose Indiana University as your Institution.




Figure 1. Choose Institution

3. Select Indiana University Login and enter your IU username and passphrase. You will not need to enter your credentials again unless you reset your device.
4. Click on the icons at the bottom to navigate to submit work hours, procedures or evaluations.

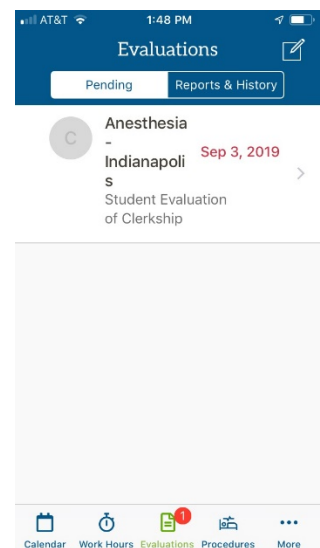
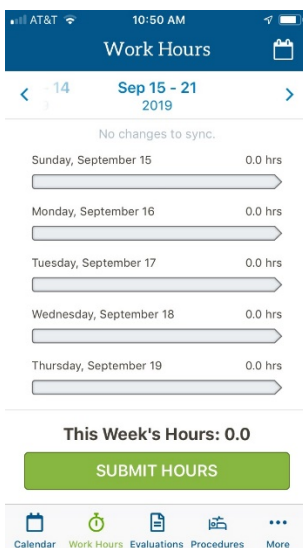


Figure 2 Apple Device Views

Login issues or difficulties?

Submit a ticket at: <https://iu.edu/~iusom/medhub/>

Email: medhub@iu.edu or Call: (317) 278-2811

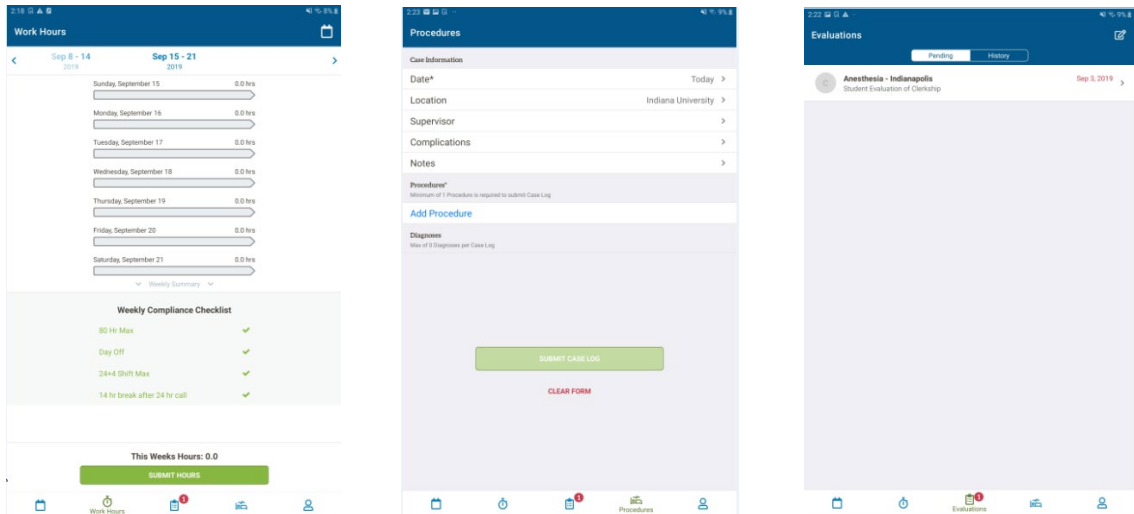


Figure 3 Android Device Views

Please note: Student Identify Supervisor (SIS) requests and Student Requirement Compliance Modules are not currently available on the mobile app. Students must login to the full MedHub website at <https://iusm.medhub.com/index.mh> to complete these requirements.

Login issues or difficulties?

Submit a ticket at: <https://iu.edu/~iusom/medhub/>

Email: medhub@iu.edu or Call: (317) 278-2811